

THE CITY QUILTER®



Edition #49

Store Hours:

Tuesday to Friday, 11 to 7

Saturday, 10 to 6

Sunday, 11 to 5

www.cityquilter.com

www.artquiltgallerynyc.com

133 West 25th Street, NY NY 10001 • 212-807-0390

WINTER/SPRING SCHEDULE 2013

We'd like to thank everyone for their concern after Hurricane Sandy. Though we were closed for five days, luckily, we sustained no damage to the store or gallery.

We have some wonderful classes coming up. Paula Nadelstern will be here in January to teach a totally new quilt block called Tower One. Linda Hahn will be teaching from her new book, New York Beauty Diversified, due out in February, and our own Nancy Rabatin will conduct a fun workshop where students will get to experiment with exotic fabrics and fibers while making small projects.

Our next free, industry-insider presentation will be by Jamie Arcuri, who created the Dear Stella brand from scratch. Learn how she defined, developed and successfully launched this modern & stylish fabric line. I'm sure it will be fascinating.

We've taken our first step into video with 32 free basic quilting videos produced by howcast.com at our store & available via this URL: www.cityquilter.tv If you're ever stuck in the middle of the night with a question about binding, it might be worth a look.

Bernina's new 7 series machines have debuted and they are beautiful. We have the 750 Quilter's Edition on display so if you are thinking of buying a new machine, you owe it to yourself to check this new line out. There are 3 models and they all have 10 inches of throat space and a built-in dual feed.

Our next original fabric is due out in February. For those of you who thought it would be great to have a companion piece to our subway fabric, we thought so too! The latest print—"NYC Subway Dots"—will feature the subway line letters and numbers on both black and white backgrounds. We are also making a laminate version of the white version. I can't wait to see it myself.

Cathy

PS - We will be closed Dec 25 & Jan. 1

© THE CITY QUILTER, 2012 ALL RIGHTS RESERVED

APPLIQUÉ SUPPORT GROUP

Hand appliqué lovers have more unfinished projects than anyone! Bring your works-in-progress and your hand sewing questions, and get technical help, encouragement and a little time to stitch. This semester we will be exploring traditional Album quilts as a way to perfect your appliqué. A different technique will be discussed each month. (All levels, but some appliqué experience is required.)

Fridays, Jan. 4, Feb. 1, Mar. 1, Apr. 5 from 12 - 2 PM

Instructor: Diane Rode Schneck Fee: \$ 85

Emailing

Provide us with your email address and keep up with the latest at The City Quilter!

UMBRELLA WORKSHOP

Did you know the basic umbrella was invented over 4000 years ago? Make one of your very own! It's a lot simpler than you think. We have a great selection of gorgeous laminates to choose from, including our own City Quilter exclusives. Brighten up a rainy day with a one-of-a-kind creation. Hand & machine sewing. Pattern and frame required.



Sunday, Jan. 6, 20 from 12 - 3 PM

Instructor: Judy Doenias Fee: \$ 70

Free Gadget Demo Friday, Jan. 11 from 2 - 4

If you have ever stood by the notions wall at The City Quilter and wondered what many of the items are used for, you are missing a great deal of quilting fun. In this class, Maria will show you the various gadgets available that can make your quilting a lot easier. Gadgets run from rulers, markers, bias tape makers, stiletos, needle threaders and more. You may even get a few tips here and there about how to apply science to quilting while still keeping it fun. Register for this free demo by teacher Maria Oquendo.

SATURDAY NIGHT SEWING

Sip 'n' Sew has been such a success, we decided to add Saturday Night Sewing! Come sew anything you want in a fun, friendly environment. You'll be able to use the classroom machines & design wall, and Andrea will be available to help you plan, start or finish your project.

Saturdays, Jan 12, Feb 16, Mar 9, April 13 from 6 - 9 PM

Instructor: Andrea Deal Fee: \$40 per session

CRAZY FRIDAYS

Fridays should be relaxing and fun! This is an ongoing, studio-style class for crazy quilters, embroiderers, art quilters and appliquéers - anyone who needs time to sew and share ideas in a friendly, creative atmosphere. Bring your current works in progress, and join the fun. (Intermediate level)

Fridays, Jan. 4, Feb. 1, Mar. 1, Apr. 5 from 6 - 8 PM

Instructor: Diane Rode Schneck Fee: \$ 85

OUTSIDE THE BLOCK

You may have seen the stunning sample hanging in the store showcasing large-scale Asian prints that just cannot be kept within the confines of the block. Make your own, using any large-scale, striking fabrics and some simple fusing techniques. Advanced beginner. Pattern required.



Saturdays, Jan. 5, 12 from 2 - 5 PM

Instructor: Andrea Deal Fee: \$ 70

SEW-IN WITH CHRISTINE

As requested, we are opening our classroom for more guided sewing time. Bring any project--new, or work-in-progress--and sit & sew, enjoying the company of others. We'll have coffee cake in the morning and snacks throughout the day to keep up your energy level. Christine's sewing experience runs the gamut from clothing construction to soft sculpture to quilt-making & she will be happy to consult on any related request.

**Thursday, Jan. 10 from 11 - 3 OR 3 - 7 PM
OR Friday, Feb. 8 from 11 - 3 OR 3 - 7 PM**

Instructor: Christine Janove Fee per 4 hrs: \$ 45

ROTARY CUTTING 101

This class will focus on how to rotary cut fabrics. Everything you want to know about rotary cutting will be covered. You will learn how to safely change a blade; how to measure accurately; and other great tips for rotary cutting. This class is for students who want to learn how to rotary cut and students who want to improve their cutting skills. No project will be made in this class, it will only focus on rotary cutting. Beginners and above.

Saturday, Jan. 12 from 11 - 1 PM


Instructor: Emily Klainberg Fee: \$25

FACEBOOK

Visit us on Facebook!
[Facebook.com/TheCityQuilter](https://www.facebook.com/TheCityQuilter)

TRAPUNTO

In this class, we learn the different techniques required to design your own machine trapunto, which will not require an opening in the back, stuffing or resewing. We will make a 12" x 12" wall hanging using your domestic sewing machine, water soluble thread & all your regular sewing supplies. You will finish a beautiful trapunto design that is reversible in half the normal time. Also we will discuss other variations on the technique such as using an embroidery machine. This class is oriented towards the intermediate quilter because it requires some free motion quilting skills, but if you can't sew a straight line, this is the class for you.



Sunday, Jan. 13 from 11:30 - 4:30 PM
OR Friday, Mar. 8 from 2 - 7 PM

Instructor: Maria Oquendo

Fee: \$ 60

QUILT-AS-YOU-GO RAINY DAY

Rainy Day quilts, created with two related fabrics, have been a favorite pastime around here for years. Judy was tired of having so many quilt tops (more than 90!) in her closet, so she developed a Rainy Day Quilt-as-You-Go to make the process more fun--& more importantly, to get them finished!



Tuesdays, Jan. 15, 22, 29 from 12 - 2 OR 6 - 8 PM

Instructor: Judy Doenias

Fee: \$ 70

ANCHOR BUOY BAG

This simple and easy to sew bag is a great project for those people who are just starting out and want to practice some new techniques. Elastic tunnels along the ends and drawstrings along the top gather together to give this bag its nautically inspired circular shape. This bag is a great way to showcase large scale prints. You can even let your creativity flow and piece the whole thing for a boho-chic look! Pattern and basic sewing skills required.



Saturday, Jan. 19 from 11 - 5 PM

Instructor: Brianna Paquette

Fee: \$ 65

50 SHADES OF FIBER

This is a chance for you to experiment with using different fabrics (silks, velvet, lace etc.) and different fibers (fancy threads, yarns or silk cocoons etc.). In each class we will explore new techniques while making a new small project. You can use unusual fabrics and fibers you collected or if you don't have a stash, you can purchase the Wild Fantasy Fabric and Fiber Packs which have a beautiful hand-dyed coordinated assortment already put together for you.



Mondays, Jan 21, Feb 11, Mar 18, Apr 22 from 12 - 4 PM

Instructor: Nancy Rabatin

Fee: \$ 150

DEAR JANE

Still going strong after 14 years at The City Quilter! This sensational quilt has it all: lots of techniques for both hand and machine sewing, 169 irresistible little blocks, and loads of camaraderie and support. If you haven't taken Dear Jane yet, what are you waiting for? Join us and get started on your masterpiece! All levels, but some beginning quilting experience is recommended. Hand and Machine sewing. Book required.



Mondays, Jan. 14, Feb. 18, Mar. 11, Apr. 15
from 12 - 2 OR 6 - 8 PM

OR Fridays, Jan. 18, Feb. 22, Mar. 15, Apr. 19 from
12 - 2 OR 6 - 8 PM

Fee: \$ 85

Instructors: Diane Rode Schneck & Judy Doenias

Creating Dear Stella

In this **free** talk, learn how fabric company executive, Jamie Arcuri conceived, developed & successfully launched the year-old Dear Stella fabric line, which is a division of Timeless Treasures Fabrics. This is an impressive accomplishment given the crowded quilting fabric marketplace. Register for this event on **Tuesday, January 15, at 6 pm**

INTRO TO MACHINE SEWING

Do you have a sewing machine and don't feel comfortable using it? Or are you thinking about buying a sewing machine but don't know enough about them? If the answer is yes to either question, this class will definitely help. You will learn to thread the machine, wind a bobbin, and see what all those funny-looking machine feet are for. You'll also learn about threads, needles and stitches. Your newly-learned skills will be used to make a simple pillow.

Wednesday, Jan. 16, 23 from 12 - 2 OR 6 - 8 PM

Instructor: Charles Johns

Fee: \$ 50

Long Arm Services

For those who have never used our Long Arm services, we offer the security & convenience of dropping off your quilts & speaking with our long-armed, Melanie Vaughan, here at the store.

FRIDAY NIGHT SIP 'N' SEW

Come to Friday Night Sip 'n' Sew and work in a fun, friendly environment (& maybe have a glass of wine or two!). Bring a project you want to finish or start something new. You'll be able to use the classroom machines and design wall, & the instructor will be ready to help and answer questions.

Fridays, Jan 25, March 29, April 26 from 6 - 10 PM

Instructor: Andrea Deal

Fee: \$ 45 per session

TOWER ONE QUILT

In the tradition of American patchwork, the basic block in this quilt was designed to commemorate an historic event: the rebuilding of the World Trade Center. The lead tower, Tower One, consists of simple symmetries.



Architecturally it is a square that becomes an octagon that becomes a square. The quilt block, Tower One, is shaped like its namesake. In this class, students will explore bilaterally symmetrical fabric and learn the unique machine piecing and template making techniques Paula uses in her elaborate quilts. Pattern required. Advanced beginner.

Saturday, Jan. 26 from 11 - 5 PM

Instructor: Paula Nadelstern

Fee: \$ 95

MACHINE QUILTING BASICS

Learn the basics of machine quilting, including how to prepare your quilt sandwich & whether or not to mark your quilt top. Learn the correct way to "stitch in the ditch." We will consider many quilting design possibilities using only the walking foot. There will be a short discussion of free motion quilting & time to try it is included. You will take home a quilted sampler for future reference & even more practice.

Sunday, Jan. 27 from 12 - 4 PM

Instructor: Christine Janove

Fee: \$ 50

OPEN SEWING FORUM

Have you ever thought how much easier it would be to design your quilt using the classroom design walls and sewing machines? Well, here is your chance, because "Open Sewing Forum" is set up to do just that. You can sign up for a two or four hour time slot once a month & come work on any of your projects. Charles Johns will be on hand to get you set up and on your way. Come join the fun!

**Mondays, Jan. 28, Feb. 25, Mar. 25, Apr. 29
from 12 - 4, 4 - 6, 6 - 8 PM**

Instructor: Charles M. Johns Fee per Session:

2 hours \$ 25; 4 hours \$ 45

GROOVE QUILT

Bold, curvy, colorful stripes come together to make this fun modern quilt. Don't be afraid of the curves though, they're easy! Emily Cier's pattern "Groove" required, but the teacher will also supply a simpler version. Sizes from crib to king included. Must be able to sew a 1/4" seam and use a rotary cutter.



Sunday, Feb. 3, 10 from 12 - 4 PM

Instructor: Andrea Deal

Fee: \$ 85

DARE TO BE DIFFERENT

Break out of your rut! Each month you will be presented with a different technique enabling you to explore and expand the traditional designs with which you have been working. Then you have one month to work on your own design based on the technique, either on paper or in fabric. This class is for intermediate quilters who want to start creating their own designs.

**Wednesdays, Jan. 30, Feb. 27, Mar. 27, Apr. 24
from 12 - 2 OR 6 - 8 PM**

Instructor: Judy Doenias

Fee: \$ 85

SKINNY CIRCLE QUILT: Reverse Appliqué

Hand reverse appliqué makes sewing circles easy. Students design their own quilts, make templates, and learn the appliqué stitch. Explore the world of circles and different ways to embellish your quilt. Pattern required.



**Thursday, Jan. 31, Feb. 14 from 12 - 2
OR 6 - 8 PM**

Instructor: Susan Sato

Fee: \$ 50

COSTUME YOUR DOLL FOR WOW!

Doll costuming, it's not just a skirt or top but much more. Join Deborah for a creative doll costume journey to learn new ways to dress your doll: from innovative use of embellishments using basic trimmings to manipulating fabric. Your creative journey is packed full of tips and techniques to create doll clothing with emphasis on WOW! Class will begin with creating a doll for ease of dressing; then continue with many ways to dress her. Pattern included in kit fee of \$10, payable to the instructor. Skills: must know how to use a sewing machine. This is considered an intermediate class so not recommended for a beginner.

Saturday, Feb. 2, 9 from 11 - 5 PM

Instructor: Deborah Williams

Fee: \$ 125

INTRO TO PATCHWORK BY MACHINE

In this seven week class we'll cover all the basics needed to complete a four to twelve block sampler quilt. We begin with a discussion of color & fabric choices. You will learn how to rotary cut, machine piece blocks, & complete the quilt top with sashing & borders. Then, one session is devoted to basic machine quilting. Finishing steps, which include pin basting, binding and making a label, are discussed. Book required. Additional handouts provided. Must know how to use a sewing machine & have one at home for homework.

**Tuesdays, February 5, 12, 19, 26, Mar 5, 12, 19
from 12 - 2 OR 6 - 8 PM**

Instructor: Christine Janove

Fee: \$ 150

TRIPLE 4 PATCH

If a four patch can be fun to make, imagine how much more fun a triple four patch can be. The blocks are very graphic and can be set in so many ways to create lots of different beautiful overall designs. In this class we will make the blocks, explore the numerous setting options and create one or more beautiful quilts.



Wed. Feb. 6, 13, 20 from 12 - 2 OR 6 - 8 PM

Instructor: Judy Doenias

Fee: \$ 70

BAMBOO HANDLE BAG

Add a stunning new bag to your wardrobe this winter. Susan will show you how easy it is to create a professional-looking hand-bag with a bamboo handle and magnetic snap closures. Must know how to machine quilt. Pattern required



Saturday, Feb. 16 from 11 - 5 PM

Instructor: Susan Sato

Fee: \$65

PERFECT HAND APPLIQUÉ

Learn the art of hand appliqué using the back basting method of preparation. This relatively new technique gives you perfectly placed appliqué pieces that are easier to stitch. We will be sewing a traditional floral vase, inspired by 19th century album quilts, & you will learn how to handle all kinds of shapes with nearly invisible stitches. Good class for beginners, or for anyone looking to expand their hand appliqué skills. Pattern provided.

Sunday, Feb. 17, Mar. 3 from 1 - 4 PM

Instructor: Diane Rode Schneck

Fee: \$ 70

PARENT/CHILD WORKSHOP: Pocket Pillow

Spend the afternoon sewing with your child! In this class we will make standard bed pillowcases, but with a fun pieced cuff, a pocket and a little stuffed friend to live in the pocket! No experience necessary. Ages 8+.

Sat. Feb. 23 from 12 - 4 PM

Instructor: Andrea Deal

Adult + child fee: \$ 85

FREE MOTION QUILTING: The Next Step

Free motion quilting is your introduction to ultimate freedom with your sewing machine. We begin by examining machine & work area set up, quilt preparation, and body position. Teacher-guided exercises show you how to practice gentle curves, meandering, background fillers & border designs. With little or no marking, you will create a free-motion quilt sampler as a reference piece to have at home. Book required.

Sunday, Feb. 24 from 12 - 4 PM

Instructor: Christine Janove

Fee: \$ 50

ENGLISH PAPER PIECED HEXAGONS

Have you noticed that hexagons are everywhere? From itty-bitty half-inches to great big ones and all sizes in between. This age-old traditional craft is making a resurgence because you can use pre-cut, stiff paper pieces, so all you have to do is cut fabric, baste it to the pieces and sew. It makes a great take-along project. It is definitely addictive, so be warned; many of our staff have started their own projects. Join the crowd.



Thursday, Feb. 7 from 12 - 3 OR 5 - 8 PM

Instructor: Judy Doenias

Fee: \$ 45

FOUNDATION PIECING

One of the most significant advances in quilt making is the use of printed foundation papers to aid quilters in piecing precise, quick designs without templates and without the need to cut accurate sized shapes. Whether you want to make minis or full sized blocks, this class is for you.



Thurs. Feb. 21, 28 from 12 - 2 OR 6 - 8 PM

Instructor: Judy Doenias

Fee: \$ 50

Bernina Classes

Details on classes developed for Bernina machine owners are found on the back of this newsletter. Receive continuing information about Bernina classes by calling or emailing: bernina@cityquilter.com, or by visiting our Facebook page: "Bernina Sewing in New York"

TEEN SEWING: Skirt

Is your teenage daughter interested in fashion or sewing? This is the perfect class to get her started in a creative new skill. Students will learn to use a sewing machine, read a pattern, and sew a simple skirt. No experience necessary. Ages 11-18. Pattern required.

Sat. Mar. 2 from 11 - 5 PM

Instructor: Andrea Deal

Fee: \$ 65

BASIC PATCHWORK AND QUILTING BY HAND

In this 8 week class, students are taught to draft quilt patterns, make templates, design, hand-piece, hand-quilt & bind a sampler quilt using patterns & fabrics of their choice.

Thursdays, Mar 7, 14, 21, 28, Apr 4, 11, 18, 25 from 12 - 2 OR 6 - 8 PM

Instructor: Judy Doenias

Fee: \$ 165

PINWHEEL POSSIBILITIES

Sharpen your rotary cutting technique and improve your piecing skills with this simple pinwheel block. Only four seams meet in the middle of each block! Use a traditional setting or make it a modern quilt. Many design possibilities allow beginners and more experienced quilters to experiment with settings and learn something new. All levels. Book required.



Wed. Mar. 6, 13, 20 from 12 - 2 OR 6 - 8 PM

Instructor: Christine Janove

Fee: \$ 70

SHIMMERING LEAF QUILT

This stunning quilt is constructed using the Folded Corner technique. But Donna Lynn Thomas takes it one step further in her book Flip your Way to Fabulous Quilts. Create squares, rectangles and triangles with a diagonal stripe, but without using fabric cut on the bias. The possibilities are endless. Book required. Skill level: Intermediate or very confident beginner.



Sat. Mar. 9, 16, 23 from 2:30 - 5:30 PM

Instructor: Charles Johns

Fee: \$ 90

STUPENDOUS STITCHING

Gather the yarns and specialty threads you've been collecting and join us to create a fiber art quilt. This complex construction of line and texture is achieved through decorative machine stitching, couching yarns, hand embroidery and beadwork. You may choose to do some or all of these techniques - there are no mistakes! Come and find your inner artist and make a completely personal, one-of-a-kind art piece. Book required.



Friday, Mar. 22, Apr. 12 from 12 - 3 PM

Instructor: Christine Janove

Fee: \$ 70

Bernina Guide Classes

When you purchase a Bernina-brand sewing machine from us, you receive a free 2 - 3 hour class that provides a comprehensive review of your machine's considerable abilities.

HAND QUILTING

This is a chance to practice the technique used to produce the beautiful, even quilting stitches you have admired. Learn about basting, thimbles, needles, threads & quilting patterns while you begin a small whole cloth project or complete one of your own UFO's.



Wed. Apr. 3 from 12 - 3 OR 5 - 8 PM

Instructor: Judy Doenias

Fee: \$ 45

INTRO TO PATCHWORK BY MACHINE

In 6 sessions, you'll learn all that's needed to complete a 4 block quilt by machine. While making a sampler, we will discuss color & value relationships as well as fabric choices. You'll learn how to rotary cut, machine piece blocks, complete the top with sashing & borders, & finish the quilt by pin basting, basic machine quilting, & binding. You must know how to use a sewing machine. Book required. Must have a machine at home for homework.

Sat. Mar. 9, 16, 23, 30, Apr. 13, 20 from 11 - 1:30 PM

Instructor: Charles Johns

Fee: \$ 160

Private Lessons

We will be glad to organize customized private sewing lessons in our classroom. Call for details.

QUICK DIAMOND QUILT: Mosaic Style

Jan Krentz's book, Quick Diamonds Quilts & Beyond, is full of amazing quilts using the diamond shape. In this class, you will learn one of the two techniques she uses in the construction of her Stone Mosaic quilt. Add this technique to your ability to strip piece and you are on your way to making beautiful diamond quilts. This is a great class for the intermediate and advanced quilter. Book and fast2fuse Half and Quarter Diamond Ruler Set are required.



Sunday, Mar. 10, 17, 24 from 12 - 3 PM

Instructor: Charles Johns

Fee: \$ 90

SIMPLE EMBROIDERY

Learn the basic stitches of hand embroidery by embellishing printed fabric. We'll also discuss embroidery tools and terminology, transferring designs and making your own transfers. All levels - no experience necessary. Hand sewing.

Sat. Mar. 30 from 2:30 - 5:30 PM

Instructor: Diane Rode Schneck

Fee: \$ 40

NEW YORK BEAUTY DIVERSIFIED

Let's KICK UP the New York Beauty block and make some dynamic, stunning projects. In this workshop, we will create at least one of each block from the selected quilt so that students can go home and complete the project. All of the blocks are designed to be easily fully or partially paper pieced using Linda's unique and easy technique! Several different projects are available. Blocks are mix and matchable! Book required. \$ 20 kit fee payable to the instructor.



Sat. Apr. 6 from 11 - 5 PM

Instructor: Linda Hahn

Fee: \$ 75

TRANSFERRING PHOTOS TO FABRIC

This class will teach you how to transfer photos or drawings to fabric using Transfer Artist Paper (TAP). We will then use our transferred image to make a scissors case. There will be a fee for supplies. All levels.

Sunday, Apr. 7 from 12 - 4 PM

Instructor: Emily Klainberg

Fee: \$ 50

DIAMOND RING QUILT

Make a statement quilt that features a ring of diamonds which will pop against your background. Students will learn how to sew curved pieces together to form the ring of diamonds. Quilt can be made in three sizes from a Throw to King Size. Must know how to rotary cut. Advanced beginners and beyond. Pattern required



Wednesdays, April 10, 17 from 12 - 2 OR 6 - 8 PM

Instructor: Emily Klainberg

Fee: \$ 50

SHIBORI DYEING WORKSHOP

In the first class, students will learn traditional Shibori stitching and gathering techniques. This hand stitching method will add a new element to all your projects. In the second class, students will take turns dyeing their fabrics and will go home with finished pieces. This ancient resist process will reward you with unique results every time. Beginners welcome. Book required.

Sat. Apr 20 from 2:30 - 5:30 AND Sat Apr. 27 from 10:30 - 5:30 PM

Instructor: Susan Sato

Fee: \$ 95

DANDELIONS & WONKY STARS

Create a field of flowers in this fun design from *Quilting with Little Things* by Sarah Fielke. The piecing is super easy—you'll learn how to sew liberated wonky stars, & then set them together into this lively quilt. All levels, but should be familiar with a sewing machine, rotary cutting & some basic machine piecing. Book required.



Friday, Apr. 26 from 11:30 - 5:30

Instructor: Diane Rode Schneck

Fee: \$ 65

SELF-MITERED LOG CABIN

The unique Make It Simpler® Self-Mitered Log Cabin Quilt is a fabric lover's dream. Anita developed a streamlined technique based on her prizewinning entry in Jinny Beyer's 1997 "Basic Realities" contest. The 6" finished blocks are simple to sew and the quilt construction is straightforward. Without using pins, 1 1/2" strips of fabric intersect on their own to form a precise miter. A substantial collection of fabric, scraps & all, are needed. For more background: makeitsimplerworkshops.blogspot.com



Sunday, April 28 from 11:30 - 4:30 PM

Instructor: Anita Grossman Solomon

Fee: \$ 75

INTERMEDIATE PATCHWORK

This is a follow-up to the machine piecing techniques that were covered in the Intro to Patchwork by Machine class. Move on to curved piecing, partial-seam piecing, mitered corners, Y-seams, and more. Short cuts for basic quilt units will be taught. You may begin a new quilt or add to a sampler quilt in progress.

Tuesdays, Apr. 9, 16, 23, 30 from 12 - 2 OR 6 - 8

Instructor: Christine Janove


Fee: \$ 85

Handquilter

The City Quilter is the New York metro area's Handquilter dealer. Call or email for a demo of the HQ18 long arm machine, or the Sweet 16 Sit-down. Or let us know if you have any questions about the Handquilter line.

CURVED RULER PIECING

Curves replace straight lines in this striking quilt to give it an exciting dynamic. The placement of lights and darks add to the excitement of the quilt. Square-in-a-square blocks spring through large zig-zags that wander horizontally across the quilt top. Cutting gentle curves with a special ruler or freehand will be taught. Must know how to rotary cut. Advanced beginners and beyond. Book required



Sunday, Apr. 14, 21 from 12 - 4 PM

Instructor: Emily Klainberg

Fee: \$ 50


New Block-of-the-Month: Amish with a Twist II

Nancy Rink, designer of the original Amish with a Twist has outdone herself. Our newest Block-of-the-Month, Amish with a Twist II, starts in April. Call the shop for details.



SASHIKO

Students will learn this 350 year old Japanese hand needlework technique using a thick cotton thread to create geometric patterns against a solid, background fabric. Sashiko can be used in quilts, clothing or home furnishings. It is easy, fun and relaxing.



Wednesday, May 1 from 12 - 3 OR 5 - 8PM

Instructor: Judy Doenias

Fee: \$ 45



133 West 25th Street, New York, NY 10001 • 212-807-0390
www.cityquilter.com • www.artquiltgallerynyc.com

BERNINA⁺

See the new 7 Series

Our next exclusive print: *NYC Subway Dots* fabric & laminate arrive in February

REGISTER FOR CLASSES BY PHONE OR IN PERSON

CLASS POLICIES: Students receive a 15% discount on all non-sale merchandise for the duration of a class, starting 7 days before the first class. Payment in full will be required for classes under \$100 at time of registration. For those over \$100, a 50% deposit is necessary, with balance due by a week prior to the first class. Students cancelling up until 1 week prior to the start of a class will receive a full refund, less a \$ 3 cancellation fee; after that, refunds will only be made if a replacement student can be found. Please plan to attend all sessions; there are no make-up classes.

BERNINA CLUB Come join fellow Bernina owners for demonstrations, promotions, giveaways and more! Each month, from February through April, learn to use your machine to the best of its abilities. These monthly events are free to all those that purchased a machine from us; for all others the cost is \$10 each. Tuesdays, from 3 to 4 PM: Feb 12 (**#18 Button Sew-on foot**); March 12 (**#23 Appliqué foot**); April 9(**#43 & #44 Echo Couching & Quilting feet**) **Please call to register.** Instructors: Christine Janove & Andrea Deal

KNOW YOUR BERNINA—Practical Stitches, Friday, Jan. 25 from 12 - 3 PM Have you looked at all the practical stitches on your Bernina and wondered how they differ and what is the best way to use them? In this class, we will cover the uses of the practical and functional stitches on the Bernina. There will be demos and "hands on" practice. We will go beyond the first nine stitches, and do buttonholes, machine appliqué, and those stitches used for clothing, applying elastic, etc., and even some novel ways to use the decorative stitches. This is a good time to become more familiar with the wonders of your machine! Instructor: Christine Janove Class Fee: \$ 40

KNOW YOUR BERNINA—Bernina Stitch Regulator, Monday, March 4 from 12 - 3 PM. Experience the difference between self-guided, free motion with the #9 or #29 free-motion foot, & the Bernina Stitch Regulator. Learn the difference between BSR 1 & BSR 2. Try out the 3 soles that come with the BSR & learn each of their appropriate uses. Demo of the Free Motion Couching foot. Instructor: Christine Janove Class Fee: \$ 40

BERNINA GUIDE CLASSES Whenever anyone purchases a Bernina-brand machine from us, the buyer is entitled to a free 2 to 3 hour "guide class". These classes provide a comprehensive introduction to these machines' many great functions.