

THE CITY QUILTER®



Edition #46

Store Hours:

Tuesday to Friday, 11 to 7

Saturday, 10 to 6

Sunday, 11 to 5

www.cityquilter.com

www.artquiltgallerynyc.com

133 West 25th Street, NY NY 10001 • 212-807-0390

WINTER/SPRING SCHEDULE 2012

We'd like to thank all of our loyal customers for being so patient while we were experiencing our growing pains. It has been a bit of a stressful year but we are definitely pleased with the result and think the pain was worth it. If you haven't visited the store in a while, we have doubled in size and added a Gallery featuring Art Quilts!

We've also been busy on other fronts: A new New York-themed fabric is in the works, "**Susy's New York**," and should be ready by mid-March. It's very fanciful and unlike anything else we've done. We will keep you posted on it's arrival. Speaking of our NY prints, we are (slightly) expanding our manufactured products. Along with our subway-map potholders, we will be selling **NYC Subway pajamas**! Yes, we know you can make them but, in December - who has the time? It's a really great gift idea for any New Yorker or wannabe.

We've got some great classes coming up: in a first for us, we will have award-winning **Korean artist Haeja Kim** here to teach "nubi", a form of traditional Korean quilting used in clothing. This promises to be a fascinating peek into a totally different world of stitchery. Another renowned artist, **Paula Nadelstern**, will be here in January with a one day class entitled *Simple Symmetry*. Linda Hahn, author of *New York Beauty Simplified*, has a great way to piece those pesky arcs with just ONE pin and will be sharing that with us in March. Along with our usual slate of great teachers, the spring semester promises to be full of fun and learning.

We are also starting our first-ever **Bernina Club**. So many of our customers have one or more of these wonderful machines and we want to make sure that everyone who has one gets the most out of it. The Bernina Club will allow people to explore features and capabilities of their machines in a fun and relaxing atmosphere. See the back page for details.

Our newest venture, **The Art Quilt Gallery•NYC** currently has 21 works from the Manhattan Quilters entitled "*Material Witnesses*". It will be up until Jan. 7. On January 24, the Gallery will re-open with "*Painting with Fiber: Florals*," an exhibit by noted quilt artist **Paula Chung**.

Our best wishes for a wonderful holiday season and a happy and healthy New Year.

Cathy

PS - We will be closed Dec. 25 & 31, Jan 1

© THE CITY QUILTER, 2006, 2007, 2008, 2009, 2010, 2011 ALL RIGHTS RESERVED

SEW-IN WITH CHRISTINE

As requested, we are opening our classroom for more guided sewing time. Bring any project--new, or work-in-progress--and sit & sew, enjoying the company of others. You may sign up for 3, 6 or 9 hours! We'll have coffee cake in the morning and snacks throughout the day to keep up your energy level. Christine's sewing experience runs the gamut from clothing construction to soft sculpture to quilt-making & she will be happy to consult on any related request.

Thurs, Jan 5 OR Tues, April 3 from 10 - 1 OR 1 - 4 OR 4 - 7 PM OR any combination!

Instructor: Christine Janove Fee per 3 hrs: \$ 35

Bernina Button Added to Home Page

We've considerably expanded the online information about all things Bernina, including product information, and details about our new *Bernina Club* & continuing series of *Know Your Bernina* support classes.

CRAZY FRIDAYS

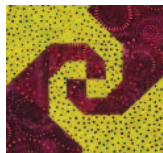
Fridays should be relaxing and fun! This is an ongoing, studio-style class for crazy quilters, embroiderers, art quilters and appliquéers - anyone who needs time to sew and share ideas in a friendly, creative atmosphere. Bring your current works in progress, and join the fun. (Intermediate level)

Fridays: Jan. 6, Feb. 3, Mar. 2, April 13 from 6 - 8 PM

Instructor: Diane Rode Schneck Fee: \$ 85

QUILT-AS-YOU-GO: Snail's Trails

Next in the Quilt As You Go series is the old snail's trail pattern, intricate to the eye but easily constructed. If you've never made a quilt this way, now is the time to try. You construct the pattern directly on the batting & backing, so when the quilt is assembled, it is already quilted. It saves the hassle of pushing a large quilt through your sewing machine. Your machine at home must have zig-zag capability for homework.



Tuesdays, Jan. 10, 17, 24 from 12 - 2 OR 6 - 8 PM

Instructor: Judy Doenias Fee: \$ 70

FINISHED EDGES

Concentrate on the fundamentals of how to make & attach straight grain & bias binding. Practice is done on small quilts or placemats that you bring to class. However, the edges of your quilt can be finished in more ways than just these two. There will be discussion & demos of facing, mock binding & more. Learn which to use for the best results.

Thursdays, Jan. 12, 19 from 12 - 2 OR 6 - 8 PM

Instructor: Christine Janove Fee: \$ 50

APPLIQUÉ SUPPORT GROUP


Hand appliqué lovers have more unfinished projects than anyone! Bring your works-in-progress and your hand sewing questions, and get technical help, encouragement and a little time to stitch. This semester, we will be exploring traditional Album quilts as a way to perfect your appliqué. A different technique will be discussed each month. (All levels, but some appliqué experience is required.)

Fridays: Jan 6, Feb 3, Mar 2, April 13 from 12 - 2 PM

Instructor: Diane Rode Schneck Fee: \$ 85

FASTEST BABY QUILT EVER

In one afternoon complete an entire quilt from cutting to binding. This simple, textural quilt is faux-pieced & quilted at the same time, making it super fast. Great for last minute baby gifts, or scale up to a throw or bed size for adult gifts. All levels, but must know how to use a sewing machine.



Saturday, Jan. 7 from 11 - 5 PM

Instructor: Andrea Deal Fee: \$ 65

MACHINE QUILTING BASICS

Learn the basics of machine quilting, including how to prepare your quilt sandwich & whether or not to mark your quilt top. Learn the correct way to "stitch in the ditch." We will consider many quilting design possibilities using only the walking foot. There will be a short discussion of free motion quilting & time to try it is included. You will take home a quilted sampler for future reference & even more practice.

Sunday, Jan. 8 from 12 - 4 PM

Instructor: Christine Janove Fee: \$ 50

FACEBOOK

Keep up with us on Facebook!

CQ UNIVERSITY: Stars

Due to overwhelming demand, CQU will be repeating its session on stars. Each month a new star pattern will be introduced and students will then have a month to develop an original quilt using the designated pattern. Subjects we have already covered: log cabins, squares, circles and triangles. The results were spectacular. If you are willing to do homework & are up for broadening your quilting horizons, this class will be very satisfying.


Mondays, Jan. 9, Feb. 6, Mar. 5, Apr. 9 from 12 - 2 OR 6 - 8 PM

OR Wednesdays: Jan. 11, Feb. 8, Mar. 7, Apr. 11 from 12 - 2 OR 6 - 8 PM

Instructor: Judy Doenias Fee: \$ 85

INTERMEDIATE SASHIKO

For those Sashiko devotees who want to experience a variety of patterns beyond the basics, we will be meeting once a month to draft, transfer & stitch intricate patterns. You must have prior Sashiko experience.



Fridays: Jan. 13, Feb. 10, Mar. 9 from 12 - 2 PM

Instructor: Judy Doenias

Fee: \$ 70

HandiQuilter

The City Quilter is the New York metro area's Handi Quilter dealer. This is a great long arm machine, and we'd be glad to demo it. Using their AdjusTable, the machine is amazingly small-space friendly.

PARENT/CHILD: FABULOUS FELTS

Spend an afternoon with your child having fun! In this class students will use hand & machine sewing to make cute felt creatures. You can then use your creatures to decorate bags and cozies, or string together to make a garland. Ages 8+. No experience necessary. Book Required.

Sunday, Jan. 15 from 12 - 4 PM

Instructor: Andrea Deal

Adult + child fee: \$ 80

DEAR JANE

Still going strong after 12 years at The City Quilter! This sensational quilt has it all: lots of techniques for both hand and machine sewing, 169 irresistible little blocks, and loads of camaraderie and support. If you haven't taken Dear Jane yet, what are you waiting for? Join us and get started on your masterpiece! All levels, but some beginning quilting experience is recommended. Hand and Machine sewing. Book required.



Mondays: Jan. 16, Feb. 13, Mar. 19, Apr. 16 from 12 - 2 OR 6 - 8 PM

OR Fridays: Jan. 20, Feb. 17, Mar. 16, Apr. 20 from 12 - 2 OR 6 - 8 PM

Fee: \$ 85

Instructors: Diane Rode Schneck & Judy Doenias

SATURDAY NIGHT SEWING

Sip 'n' Sew has been such a success, we decided to add Saturday Night Sewing! Come sew anything you want in a fun, friendly environment. You'll be able to use the classroom machines & design wall, & Andrea will be available to help plan, start or finish your project.

Saturdays, Jan 21, Feb 11, Mar 17, April 14 from 6 - 9 PM

Instructor: Andrea Deal

Fee: \$40 per session

SCRAPMANIA!

This monthly class is all about scraps! From large to small, we'll explore the ways to use them all. Learn such scrappy delights as Strings and Crumbs, Liberated Leftovers, Tiles, Ticker Tape and more...even a way to use up the absolute smallest of pieces. Intermediate level – should be familiar with a sewing machine, rotary cutting and some basic machine piecing.

Fridays: Jan. 13, Feb. 10, Mar. 9 from 6 - 8 PM

Instructor: Diane Rode Schneck

Fee: \$ 70

PHOTO MEMORY

Quilters tend to be pack rats and save all kinds of things along with fabric. A Memory Quilt is the ideal way to utilize these treasures while making something personal and truly unique. In this class, Polly will demonstrate five different techniques for transferring photos to fabric and students will get to try 2 of them.

Saturday, Jan. 14 from 10:30 - 1:30 PM

Instructor: Polly Whitehorn

Fee: \$ 40 Kit fee: \$ 5

INTRO TO SILK RIBBON EMBROIDERY

In this hands-on class, students will learn the basic stitches, techniques and tricks to mastering the art of silk ribbon embroidery. Class time will be spent working on a sample to be used as a reference library of stitches.

Saturday, Jan. 14 from 2:30 - 5:30 PM

Instructor: Polly Whitehorn

Fee: \$ 40

INTRO TO MACHINE SEWING

Do you have a sewing machine and don't feel comfortable using it? Or are you thinking about buying a sewing machine but don't know enough about them? If the answer is yes to either question, this class will definitely help. You will learn to thread the machine, wind a bobbin, and see what all those funny-looking machine feet are for. You'll also learn about threads, needles and stitches. Your newly-learned skills will be used to make a simple pillow.

Wednesdays: Jan. 18, 25 from 12 - 2 OR 6 - 8 PM

Instructor: Charles Johns

Fee: \$ 50

QUICK PIECED QUILT

Improvise! Finish a quilt in little more than the time it takes to decide on the fabrics. Leave behind preconceived notions about perfect piecing & planning ahead. Use some of those unusual fabrics or scraps remaining from previous projects, & add some new ones to spice it up. Jump in, place a triangle or diamond of fabric in the center of your pre-cut backing & work outward! Add a strip here, a triangle there & before you know it, all that's left to do is the binding. Level: Confident beginner and above, comfortable with sewing machine



Saturday, Jan. 21 from 11 - 5 PM

Instructor: Carol Mitchell

Fee: \$ 70

FRIDAY NIGHT SIP 'N' SEW

Come to Friday Night Sip 'n' Sew and work in a fun, friendly environment (& maybe have a glass of wine or two!). Bring a project you want to finish or start something new. You'll be able to use the classroom machines and design wall, & the instructor will be ready to help and answer questions.

Fridays: Jan. 27, Feb. 24, Mar. 23, Apr. 27 from 6 - 10 PM

Instructor: Andrea Deal Fee: \$45 per session

SLICK STRIPES: Anita's Unbiased Block

The newest Make It Simpler® technique results in absolutely square blocks bursting with movement. With only 1 rotary cut and 2 seams, turn pairs of striped fabric squares into interesting blocks and exciting quilts. Beginners welcome; must have sewing machine and rotary cutting experience. Book required.



Saturday, Jan. 28 from 11 - 4 PM

Instructor: Anita Grossman Solomon Fee: \$ 70

SASHIKO

Students will learn this 350 year old Japanese hand needlework technique using a thick cotton thread to create geometric patterns against a solid, background fabric. Sashiko can be used in quilts, clothing or home furnishings. It is easy, fun and relaxing.




Tuesday, Jan. 31 from 12 - 3 OR 5 - 8 PM

Instructor: Judy Doenias Fee: \$ 40

SHADOWFOLDS

This class will show you how to create some of the wonderful 3-dimensional patterns from the new book *Shadowfolds* by Jeffrey Rutzky & Chris K. Palmer. Make a small sample and a panel for a decorative pillow. Book required.



Wednesday, Feb. 1 from 12 - 6 PM

Instructor: Andrea Deal Fee: \$ 70

SWEET SIMPLE DRESS: Intro to Making Clothing

In this two part class, students will learn the fundamentals of garment construction and construct a simple cotton smock dress. The first class will focus on patterning & cutting out pieces for the organic form of the body rather than the geometric one of a quilt; while the 2nd will use machine & hand stitching to join these pieces into a made-to-fit dress. This class is perfect for students who have strong sewing skills but have never tried their hand at garment making.

Saturdays, Feb. 4, 11 from 11 - 5 PM

Instructor: Bevan Dunbar & Karen Boyer Fee: \$ 125

JAPANESE FAN QUILT

This simple quilt uses freezer paper machine appliqué to showcase your small and large Asian fabrics in vertical panels. Great for beginners. Book required: *Japanese Quilt Inspirations* by Susan Briscoe.

Sundays, Jan. 22, 29 from 12 - 4 PM

Instructor: Susan Sato Fee: \$ 85

SIMPLE SYMMETRY

The distinctive charm of Simple Symmetry is based on a simple fact: one single fabric is responsible for all of the elaborate patterns in one quilt. Learn how to use one single template & one symmetrical (albeit intricately printed) fabric to achieve a complex quilt filled with dramatic impact. This class explores and exploits the virtues of bilaterally symmetrical fabric. You'll feel like you're making magic with fabric when motifs connect to their mirror images, creating effects more wonderful than you imagined.



Thursday, Jan. 26 from 12 - 6 PM

Instructor: Paula Nadelstern Fee: \$ 95

OPEN SEWING FORUM


Have you ever thought how much easier it would be to design your quilt using the classroom design walls and sewing machines? Well, here is your chance, because "Open Sewing Forum" is set up to do just that. You can sign up for a two or four hour time slot once a month & come work on any of your projects. Charles Johns will be on hand to get you set up and on your way. Come join the fun!

Mondays, Jan. 30, Feb. 27, Apr. 2, Apr. 30 from 4 - 8 PM

Instructor: Charles M. Johns Fee per Session:
2 hours \$ 25; 4 hours \$ 45

WINDING WAYS

Want to expand your curved piecing skills and take a step beyond the Drunkard's Path block? Try Winding Ways. Gentle curves make this an easy block to piece and the Marti Michell templates make cutting the shapes a breeze. Make the quilt in Red and White or explore other color possibilities. Techniques for curved piecing as well as some color theory will be covered in this class. Marti Michell 11" template set required.



Thursdays, Feb. 2, 16, Mar. 1 from 12 - 2 OR 6 - 8 PM

Instructor: John Kubiniec Fee: \$ 70

UFO DOLL WORKSHOP


Did you start a doll in a class and now just have a bag of body parts tucked away in the back of your closet with no idea of how to finish her? Bring your unfinished doll project and Nancy will help you complete her. The day will be full of fun and learning as we all share in each other's projects.

Sunday, Feb. 5 from 11:30 - 4:30 PM

Instructor: Nancy Rabatin Fee: \$ 60

HAND QUILTING

This is a chance to practice the technique used to produce the beautiful, even quilting stitches you have admired. Learn about basting, thimbles, needles, threads & quilting patterns while you begin a small whole cloth project or complete one of your own UFO's.



Tuesday, Feb. 7 from 12 - 3 OR 5 - 8 PM

Instructor: Judy Doenias

Fee: \$ 40

FREE MOTION QUILTING: The Next Step

Free motion quilting is your introduction to ultimate freedom with your sewing machine. We begin by examining machine & work area set up, quilt preparation, and body position. Teacher-guided exercises show you how to practice gentle curves, meandering, background fillers & border designs. With little or no marking, you will create a free-motion quilt sampler as a reference piece to have at home. Book required.

Sunday, Feb. 12 from 12 - 4 PM

Instructor: Christine Janove

Fee: \$ 50

JOE'S MONSTERS

What do you get when you ask a seven year old boy to conjure up a passel of monsters? Check out this group of creepy critters that Joe's grandma converted to machine appliquéd charmers. It just might be the best quilt your favorite boy or girl ever receives. Pattern required.


Tuesdays, Feb. 14, 21, 28 from 12 - 2 OR 6 - 8 PM

Instructor: Judy Doenias

Fee: \$ 70

NEW YORK NORA DOLL WORKSHOP

After being inspired by Patti Culea's pattern "Kierlyn, Ready for NYC," Nancy decided to make Nora using our NY prints. Your doll can be ready for anything, by letting your fabrics inspire you. In class you will learn basic doll making skills including making a beautiful face and wired fingers. You do not need doll making experience but you must be able to use a sewing machine. Pattern required.



Saturday, Feb. 18, Mar. 3 from 11 - 5 PM

Instructor: Nancy Rabatin

Fee: \$ 120

WATERFALL SCARF

Designed by Diane Gloystein, this scarf is made of silk squares suspended with stitching. Wear it to your next gallery opening or Off-Broadway show, it is that stunning! Learn to use pearl cotton for strength when couching, and understand the delights of water soluble stabilizer. You'll want to try silks, batiks, and even wool in this technique. A beautiful gift for yourself or your BFF.

Monday, Feb 20 from 1 - 5 PM

Instructor: Christine Janove

Fee: \$ 50

JUICE BOX QUILT

This modern quilt is a fun project that looks great with just about any fabric combination. Perfect for beginners or even the most advanced quilter wanting a quick project. Pattern required. Students must know how to rotary cut and will need a sewing machine for homework.



Thursdays, Feb. 9, 23 from 12 - 2 OR 6 - 8 PM

Instructor: Karen Haynes

Fee: \$ 50

INTRO TO PATCHWORK BY MACHINE

In this seven week class we'll cover all the basics needed to complete a four to twelve block sampler quilt. We begin with a discussion of color and fabric choices. You will learn how to rotary cut, machine piece blocks, & complete the quilt top with sashing & borders. Then, one session is devoted to basic machine quilting. Finishing steps, which include pin basting, binding and making a label, are discussed. Book required. Additional handouts provided. Must know how to use a sewing machine & have one at home for homework.

Wednesdays, Feb. 15, 22, 29, Mar. 14, 21, 28, Apr. 4 from 12 - 2 OR 6 - 8 PM

Instructor: Christine Janove

Fee: \$ 150

MODERN PATCHWORK & QUILTING CRASH COURSE

Over the course of three Sundays, students will make a truly original quilt using quick and fun modern piecing techniques. Learn all the basics of making a quilt, including basting, quilting or tying, and binding without the stress of needing things to line up "perfectly". Non-intimidating for beginners but still challenging for traditional quilters. All levels, but must know how to use a sewing machine. Students will need a sewing machine at home for homework. Book required.



Sundays, Feb. 19, Mar. 4, 11 from 11:30 - 4:30 PM

Instructor: Andrea Deal

Fee: \$ 160

Private Lessons

We will be glad to organize private sewing lessons in our classroom, customized to anyone's-or any group's-needs. Call for details.

NEW YORK BEAUTY SIMPLIFIED

Learn how to make spectacular NY Beauty blocks using just ONE PIN! Students will learn Linda's technique & be able to choose the layout they wish to use. We'll cover a really easy way to quickly paper piece the arcs ("crown"), as well as quilting options for the New York Beauty. A kit (\$22 each) which contains pre-printed foundations, custom made acrylic templates & a pattern to use for future quilts is required for each student, payable to the teacher.



Saturday, Feb. 25 from 11 - 4 PM

Instructor: Linda Hahn

Fee: \$ 65

JUST 2 FABRICS

With "Just Two Fabrics" you can design a simple and stunning quilt top with a strong visual impact. Using one dramatic theme fabric that has a large focal area and a dark supporting solid-like fabric, you can create an impressive art composition to hang on your wall.

Sunday, Feb. 26 from 11:30 - 4:30 PM

Instructor: Charles Johns

Fee: \$ 60

BASIC PATCHWORK AND QUILTING BY HAND

In this 8 week class, students are taught to draft quilt patterns, make templates, design, hand-piece, hand-quilt & bind a sampler quilt using patterns & fabrics of their choice.

Tuesdays, March 6, 13, 20, 27, April 10, 17, 24, May 1 from 12 - 2 OR 6 - 8 PM

Instructor: Judy Doenias

Fee: \$ 160

INTRO TO PATCHWORK BY MACHINE

In 6 sessions, you'll learn all that's needed to complete a 4 block quilt by machine. While making a sampler, we will discuss color & value relationships as well as fabric choices. You'll learn how to rotary cut, machine piece blocks, complete the top with sashing & borders, & finish the quilt by pin basting, basic machine quilting, & binding. You must know how to use a sewing machine. Book required. Must have a machine at home for homework.

Saturdays, Mar 10, 17, 24, Apr 7, 14, 21 from 11 - 1:30 PM

Instructor: Charles M. Johns

Fee: \$ 160

SKIRT CLASS

Learn techniques to make this simple rayon skirt with a smooth elastic waistband, including instructions to make it reversible, if you want. We will discuss seam finishes, hem treatments, and design ideas. Knowledge of basic machine sewing is necessary, but this is a great skirt for a beginner.



Sundays, Mar. 18, 25 from 12 - 3 PM

Instructor: Mary Cargill

Fee: \$ 70

TWISTER QUILT

Learn how to use the Twister tool to make pinwheel blocks with fewer steps than the traditional method. The finished quilt will look like a traditional Pinwheel block quilt. Must know how to sew a 1/4" seam & use a rotary cutter. Twister tool required.

Thursdays, Mar. 22, 29 from 12 - 2 OR 6 - 8 PM

Instructor: Emily Klainberg

Fee: \$ 50

SIMPLE EMBROIDERY

Learn the basic stitches of hand embroidery by embellishing printed fabric. We'll also discuss embroidery tools and terminology, transferring designs and making your own transfers. All levels – no experience necessary. Hand sewing.

Saturday, Mar. 24 from 2:30 - 5:30 PM

Instructor: Diane Rode Schneck

Fee: \$ 40

AROUND THE BLOCK

Make this exciting quilt with Lotta Jansdotter's new fabric line Echo or use some other contemporary large scale or Asian inspired fabrics. This is a easy quilt for both the "newbie" and the experienced quilter - big blocks, straight seams - easy sewing. Quilt pictured measures 62x62 or you can easily "up-size" it for a bed size quilt. Must know how to sew, pattern required.



Thursdays, Mar. 8, 15 from 12 - 2 OR 6 - 8 PM

Instructor: John Kubiniec

Fee: \$ 50

PERFECT HAND APPLIQUÉ

Learn the art of hand appliqué using the back basting method of preparation. This relatively new technique gives you perfectly placed appliqué pieces that are easier to stitch. We will be sewing a traditional floral vase, inspired by 19th century album quilts, & you will learn how to handle all kinds of shapes with nearly invisible stitches. Good class for beginners, or for anyone looking to expand their hand appliqué skills. Pattern provided.

Saturdays, Mar. 10, 17 from 2:30 - 5:30 PM

Instructor: Diane Rode Schneck

Fee: \$ 70

KOREAN QUILTING

Learn traditional Korean quilting with its unique "nubi" line-stitching from Master Quilter Haeja Kim. She meticulously line-stitches layers of batting and fabric into fine garments and coverings. Participants in the workshop will learn to make a traditional winter scarf with naturally dyed fabrics brought from her studio in Korea.



Monday, Mar. 12 from 12 - 6 PM

Instructor: Haeja Kim

Fee: \$ 85

Kit fee payable to teacher: \$ 50

DRAWN TO EMBROIDER

Students of any level are invited to participate in this one-day workshop exploring fast drawing & fast embroidery. We will warm up by utilizing the fast automatic drawing techniques of blind contours & non-dominant hand drawing, generating a collection of ideas & references from existing fabric & quilt patterns. We will move on to translating these techniques into drawing with needles and thread. In addition, we will use the original drawings as resources, exploring the ramifications of translating these speedy drawings & processes with slow, hand-stitched lines. Emphasis will be on experimentation & fast sample making. If you have been looking for a way to loosen up & add wild patterns & lines to your quilts, this is your class! A great way for kids & adults to get creative while having fun. Ages 8+. No experience necessary.

Sunday, Apr. 1 from 11:30 - 4:30 PM

Instructor: Rebecca Ringquist

Fee: \$ 65

PARENT/CHILD WORKSHOP: SMALL QUILT

Spend an afternoon sewing with your child! In this class each student will make a one-of-a-kind modern patchwork quilt. No need to pre-cut or measure, just start sewing. A great way for kids and adults to get creative while having fun. Ages 8+. No experience necessary.

Saturday, Mar. 31 from 12 - 5 PM

Instructor: Andrea Deal Adult + child fee: \$ 95

TILE QUILTS

Join in the Tile Quilt revival with a fun and easy appliqué technique based on a 19th century scrap technique. It's a great way to use up scraps, or to try something new, like modern floral prints or Asian fabrics. The book, [Tile Quilt Revival](#), is required for the class. (All levels, some appliqué experience is helpful, but not essential). Hand sewing, but machine sewing will be discussed.



Saturdays, Apr. 7, 14 from 2:30 - 4:30

Instructor: Diane Rode Schneck Fee: \$ 50

HELTER SKELTER

Grab 15 of your favorite fat quarters, add a sashing fabric and with some quick and easy cuts and sewing you get whacky blocks to make your Helter Skelter quilt. A perfect pattern for the advanced beginner and beyond. Must know how to sew a 1/4" inch seam and use a rotary cutter. Pattern required.

Wednesdays, Apr. 18, 25 from 12 - 2 OR 6 - 8 PM

Instructor: Emily Klainberg Fee: \$ 50

BIG PRINT QUILT

Do you have large print fabrics that you don't know how to use? Here's your solution! We will be using one big print fabric (scenic, flowers, etc.) and coordinating fabric to make this stunning Shenandoah quilt. It can be made in baby/wall hanging size to king size. We will be making the baby/wall hanging size. Must know how to rotary cut and sew 1/4" seams.



Saturdays, Apr. 28, May 5 from 11 - 1 PM

Instructor: Barbara Feinstein Fee: \$ 50

SASSY SASHIKO BAG

This stunning bag, embellished with Sashiko stitching looks elegant! The bag is a great "carry around town" for your personal items & makes a great gift. Join us as we learn Sashiko & how to put the bag together. Pattern required. Must know how to use a rotary cutter and make 1/4" seams.



Saturdays, Apr. 28, May 5 from 2 - 5 PM

Instructor: Barbara Feinstein Fee: \$ 70

SILK SARI SCARF

Vibrant silk fabric from sari's and wash-a-way stabilizer along with multi-colored thread are used to create this festive airy scarf. Beginners to advanced.

Friday, March 30 from 2 - 6 PM

Instructor: Susan Sato Fee: \$ 50

INTERMEDIATE PATCHWORK

This is a follow-up to the machine piecing techniques that were covered in the Intro to Patchwork by Machine class. Move on to curved piecing, partial-seam piecing, mitered corners, Y-seams, and more. Short cuts for basic quilt units will be taught. You may begin a new quilt or add to a sampler quilt in progress.

Thursdays, Apr. 5, 12, 19, 26 from 12 - 2 OR 6 - 8 PM

Instructor: Christine Janove Fee: \$ 85

T-SHIRT QUILT

Have a collection of T-shirts that you don't know what to do with?? Make a T-Shirt quilt from your favorites. In this class you will learn how to prepare the T-shirts for the quilt and explore the many possibilities for sewing them together. Once a design is chosen, you will begin sewing the blocks together. Must know how to sew a 1/4" inch seam and use a rotary cutter.

Sundays, Apr. 15, 22, May 6 from 12 - 4 PM

Instructor: Emily Klainberg Fee: \$ 125

LAMINATED ZIPPER POUCH

Are you afraid of zippers? Don't be! Learn the two most popular types of zipper installation, lapped and exposed, and see a demo of an invisible zipper installation. Use your new skills to make a zippered pouch or two out of laminated fabric. Water resistant and useful, you'll want to make several! Must know how to use a sewing machine.

Saturday, Apr. 21 from 2:30 - 5:30

Instructor: Andrea Deal Fee: \$ 40

Emailing

Provide us with your email address and keep up with the latest at The City Quilter!

ZIPPER JEWELRY

Join us as we make the jewelry that is all the rage! Using large zipper pieces, buttons and jewelry findings we will make a bracelet and a necklace (and if time allows a pin or a pair of earrings)! You only need a willingness to sew (by hand and machine), your imagination and a fun attitude to enjoy the class. Pattern required. Jewelry findings will be supplied by teacher for a small fee. Must know how to do hand sewing (just a small running stitch).



Sunday, Apr. 29 from 12 - 4 PM

Instructor: Barbara Feinstein Fee: \$ 50



133 West 25th Street, New York, NY 10001 • 212-807-0390
www.cityquilter.com • www.artquiltgallerynyc.com

BERNINA⁺

Click on our New Bernina Button at cityquilter.com

REGISTER FOR CLASSES BY PHONE OR IN PERSON

CLASS POLICIES: Students receive a 15% discount on all non-sale merchandise for the duration of a class, starting 7 days before the first class. Payment in full will be required for classes under \$100 at time of registration. For those over \$100, a 50% deposit is necessary, with balance due by a week prior to the first class. Students cancelling up until 1 week prior to the start of a class will receive a full refund, less a \$ 3 cancellation fee; after that, refunds will only be made if a replacement student can be found. Please plan to attend all sessions; there are no make-up classes.

BERNINA CLUB

Come join fellow Bernina owners for demonstrations, promotions, giveaways and more! Each month, from January through April, learn to use your machine to the best of its abilities. These monthly events are free to all those that purchased a machine from us; for all others the cost is \$ 25 for all 4, or \$ 10 each. **Thursdays: Jan. 12** (Twin needle) , **Feb. 9** (Needle Felting Attachment), **Mar. 8** (Teflon Foot), **Apr. 12** (Pintuck Foot) **from 3 - 4 PM Please call to register.** Instructors: Christine Janove & Andrea Deal

KNOW YOUR BERNINA CLASS

Bernina Stitch Regulator: Intensive review. Experience the difference between self-guided, free motion with the #9 or #29 free-motion foot, and the Bernina Stitch Regulator. Learn the difference between BSR 1 and BSR 2. Try out the 3 soles that come with the BSR and learn the appropriate use of each of them. Demo of the Free Motion Couching foot.

Monday, March 26 from 1 - 4 pm Instructor: Christine Janove Class Fee: \$ 40