

THE CITY QUILTER®



Edition #45

Store Hours:

Tuesday to Friday, 11 to 7

Saturday, 10 to 6

Sunday, 11 to 5

www.cityquilter.com

www.artquiltgallerynyc.com

133 West 25th Street, NY NY 10001 • 212-807-0390

FALL SCHEDULE 2011

By now, I hope most of you have been in to see our newly renovated, expanded shop and **ArtQuilt Gallery**. It's been a busy and exciting year for us but it's not over yet. Starting September 9, **Carol Taylor's** extraordinary work will be hanging in our gallery and Carol will be here to teach a class. In November, we will be the first gallery to exhibit the new works from the **Manhattan Quilters Guild**, including quilts from **Paula Nadelstern, Daphne Taylor, Emiko Toda Loeb, Melanie Testa** and 18 more. We are thrilled to be able to present this quality of art quilting to a wider public.

This summer we also debuted **two new New York fabrics** that we created based on artwork from a wonderful book called New York Line by Line. The book contains black and white line drawings of New York from the 1960's. We think it's such an amazing book that we are selling in the store. We have several other fabrics in the design pipeline, so keep checking in.

We couldn't resist an adorable quilt using '30's prints from Marcus Brothers and so we are offering a **Block of the Month kit** to make the top. Sometimes you just want to kick back & let somebody else make all the decisions. Check out the back page for more information.

On the newstands now, the October issue of American Patchwork & Quilting will feature an **article** by our very own **Diane Rode Scheck** about the **Dear Jane classes** we have been holding for over 12 years and the number of Janiacs we've helped enable. Several of our students' quilts are featured in the article.

Melody Crust, author of such great books as Eye Candy Quilts and A Fine Line, will be here to teach in December. Of course, we have many classes from our usual slate of wonderful teachers. Quilting is definitely alive and well in New York City. Aren't you glad you're part of the fun?

Cathy

PS - We will be closed Sept 5 & Nov 24

© THE CITY QUILTER, 2006, 2007, 2008, 2009, 2010, 2011 ALL RIGHTS RESERVED

APPLIQUÉ SUPPORT GROUP

Hand appliqué lovers have more unfinished projects than anyone! Bring your works-in-progress and your hand sewing questions, and get technical help, encouragement and a little time to stitch. All levels, but you must have a hand appliqué project in progress to work on.

Fridays, Sept. 2, Oct. 7, Nov. 4, Dec. 2 from 12 - 2 PM

Instructor: Diane Rode Schneck Fee: \$ 85

CRAZY FRIDAYS

Fridays should be relaxing & fun! This is an ongoing, studio-style class for crazy quilters, embroiderers, art quilters and appliquers - anyone who needs time to sew & share ideas in a friendly, creative atmosphere. Bring your current works in progress, and join the fun. (Intermediate level).

Fridays, Sept. 2, Oct. 7, Nov. 4, Dec. 2 from 6 - 8 PM

Instructor: Diane Rode Schneck Fee: \$ 85

CAROL TAYLOR WORKSHOP

Create a small (15x15) quilt of your very own & learn something about composition, texture & circular quilting. This is a chance to use some of those fancy & unusual fabrics that you've been attracted to, but didn't know how to use. We will tame them by fusing & learn to mix them with other textured-looking fabrics. And you won't need much of any one fabric...even scraps will do! You will learn a bit about composition & learn how to balance it with color and size. You'll learn about fusing and how to finish your quilts with facings as opposed to bindings. And Carol will also teach you how to quilt & couch those "perfect" circles that have become her trademark. You'll be thrilled with the resulting small quilt which you can do in many different color schemes to hang in your own home or give as a gift.



Wednesday, Sept. 7 from 11:30 - 5:30 PM

Instructor: Carol Taylor Fee: \$125

INTRO TO SILK RIBBON EMBROIDERY

In this hands-on class, students will learn the basic stitches, techniques and tricks to mastering the art of silk ribbon embroidery. Class time will be spent working on a sample to be used as a reference library of stitches.

Saturday, Sept. 10 from 2:30 - 5:30 PM

Instructor: Polly Whitehorn Fee: \$ 40

PARENT/CHILD SEWING: SMALL QUILT

Spend an afternoon sewing with your child! In this class each student will make a one-of-a-kind modern patchwork quilt. No need to pre-cut or measure, just start sewing. A great way for kids and adults to get creative while having fun. Ages 8+. No experience necessary.

Sunday, Sept. 11 from 12 - 4 PM

Instructor: Andrea Deal Adult + child fee: \$ 80

MONTHLY MACHINE APPLIQUÉ

Here's your opportunity to learn all about machine appliqué. Make the project of your choice while learning a fast, fun way to make quilts. A variety of techniques will be covered so you can determine what your favorite method is. We will continue to work with students who started the Rose of Remembrance quilt last year. But, if that quilt is not for you, bring in your pattern and we'll help you complete the project.

Fridays, Sept. 9, Nov. 11, Dec. 9 from 12 - 2 OR 6 - 8 PM

Instructors: Barbara Feinstein & Emily Klainberg

Fee: \$ 70

FACEBOOK

Keep up with us on Facebook!

PHOTO MEMORY

Quilters tend to be pack rats and save all kinds of things along with fabric. A Memory Quilt is the ideal way to utilize these treasures while making something personal and truly unique. In this class, Polly will demonstrate five different techniques for transferring photos to fabric and students will get to try 2 of them.

Saturday, Sept. 10 from 10:30 - 1:30 PM

Instructor: Polly Whitehorn Fee: \$ 40 Kit fee: \$ 5

DEAR JANE

Still going strong after 12 years at The City Quilter! This sensational quilt has it all: lots of techniques for both hand and machine sewing, 169 irresistible little blocks, and loads of camaraderie and support. If you haven't taken Dear Jane yet, what are you waiting for? Join us and get started on your masterpiece! All levels, but some beginning quilting experience is recommended. Hand and Machine sewing. Book required.



Mondays, Sept. 12, Oct. 10, Nov. 14, Dec. 12 from 12 - 2 OR 6 - 8 PM


OR Fridays, Sept. 16, Oct. 14, Nov. 18, Dec. 16 from 12 - 2 OR 6 - 8 PM

Fee: \$ 85

Instructors: Diane Rode Schneck & Judy Doenias

FOUNDATION PIECED BAG: One More Bag Pattern

The front and back of this bag is made using a simple foundation piecing pattern. This class is a perfect introduction to foundation piecing and when you're done, you'll have a stunning bag. The squares are small so it's also a great way to use some of your scrap fabric stash. Completed bag measures 8"x10.5"x3.5". Must know how to rotary cut and use a sewing machine. Pattern required



Tuesdays, Sept. 13, 20, 27 from 12 - 2 OR 6 - 8PM

Instructor: Emily Klainberg

Fee: \$ 70

THREAD PAINTING

In this workshop, you will learn the simple techniques outlined in Leni Wiener's book Thread Painting. Beginning with a brief overview of free-motion stitching, the class will cover thread sketching, thread sketches from photography & free-motion lettering. You will then learn the basics of thread painting, and how to thread paint & sketch without doing any drawing, painting or tracing. She will also cover using decorative threads & the many ways you can use these techniques in your quilts and garments. Some familiarity with free-motion stitching is preferred. Book required.



Wednesday, September 14 from 12 - 6 PM

Instructor: Leni Levenson Wiener Fee: \$ 70

SKIRT WORKSHOP

Would you like to start sewing your own clothes but don't know where to begin? A simple A-line skirt is the perfect project to start with. This class could be the beginning of a whole new wardrobe! Must know how to use a sewing machine. Book required.



Saturday, Sept. 17 from 11- 5 PM

Instructor: Andrea Deal Fee: \$ 70

MACHINE QUILTING BASICS

Learn the basics of machine quilting, including how to prepare your quilt sandwich and mark (or not mark) your quilt top. Learn the correct way to "stitch in the ditch." We will consider many quilting design possibilities using only the walking foot. A short discussion of free motion quilting & time to try it is included in this class, too. You will take home a quilted sampler for future reference.

Sunday, Sept. 18 from 12 - 4 PM

Instructor: Christine Janove Fee: \$ 50

LAMINATED APRON

Learn how to work with laminate fabrics to make this fun apron. Pattern includes adult and childrens sizes . Quick, simple and great for those holiday gifts. Beginner to advanced. Pattern required.



Thursday, Sept. 22 from 12 - 5 PM

Instructor: Susan Sato Fee: \$ 60

POSSIBILITIES:

Free Form Hand Stitching


We'll be creating a lovely little embellished quilt in an instinctive way—no rules, just doing what feels good. Techniques covered include: fabric weaving, folded edge binding, tips for hand sewing comfort, basic embroidery, basic bead embroidery, color & composition. Whether you're an experienced sewer or a total newbie, join us for a relaxing afternoon of hand stitching and conversation. We'll sew and chat & create delightful little quilts!

Saturday, Sept. 24 from 11 - 5 PM

Instructor: Julie Balzer Fee: \$ 70

CURVED DESIGN CLASS

Take a simple Drunkards Path Block, add some half-square triangles & you have a block that creates infinite design possibilities. John created this block after seeing the Red & White show last March. Make your quilt in red & white or in your favorite fabrics. This will be part design class (exploring the numerous designs this block allows), part technique (curved piecing), part color study (color and value).



Thursdays, Sept.15, 29 from 12 - 2 OR 6 - 8PM

Instructor: John Kubinieć Fee: \$ 45

Bernina Guide Classes

When you purchase a Bernina-brand sewing machine from us, you receive a free 2 - 3 hour class that provides a comprehensive review of your machine's considerable abilities.

CQ UNIVERSITY: Stars

After a summer vacation, the City Quilter University is set to begin its new session with a new subject: STARS. Each month a new star pattern will be introduced. Students will then have a month to develop an original quilt using the designated pattern. Subjects we have already done were log cabins, squares, circles and triangles. The results were spectacular. If you are willing to do homework & are up for broadening your quilting horizons, this class will be very satisfying.

Mondays, Sept. 19, Oct. 17, Nov .21, Dec. 19 from 12 - 2 OR 6 - 8PM

OR Wednesdays: Sept. 21, Oct. 19, Nov. 23, Dec. 21 from 12 - 2 OR 6 - 8 PM

Instructor: Judy Doenias Fee: \$ 85

Free Embroidery Lecture

Alastair Macleod, chairman of Hand & Lock and Penn & Fletcher Academy of Embroidery, will be giving a lecture here in The ArtQuilt Gallery•NYC at 6PM on Sept. 22. Alastair will cover many topics related to embroidery including it's use in fashion, textile designs, costumes, & more. He will also discuss history, techniques, & the future of embroidery. Please join us for a fascinating evening. Admission is free but seating is limited so please call or email to reserve a space.

FRIDAY NIGHT SIP N' SEW

Come to Friday Night Sip n' Sew and work in a fun, friendly environment (& maybe have a glass of wine or two!). Bring a project you want to finish or start something new. You'll be able to use the classroom machines and design wall, & the instructor will be ready to help and answer questions.

Friday, Sept. 23 from 6 - 10 PM

OR Friday, Oct. 21 from 6 - 10 PM

OR Friday, Dec. 23 from 6 - 10 PM

Instructor: Andrea Deal Fee: \$45

BLACK EYED SUSAN

Make this gorgeous quilt with a fast, fused applique technique. Skip the tedious curved piecing and get QuiltSmart! Judy will show you how fun and easy it can be. Must know how to use a sewing machine.



Friday, September 23 from 11:30 - 5:30 PM

Instructor: Judy Doenias

Fee: \$ 65 + kit

KNOW YOUR BERNINA: How to Program Memory

Learn how to program letters and decorative stitches into the memory of your Bernina machine so they can be recalled for later use. This will also be an opportunity to experiment with sewing machine needles that create interesting effects in your work, including (but not limited to) twin needles, wing needle, double eye needle. Also a chance to discover what a Bernina might do for you!

Wednesday, Sept. 28 from 12 - 3 PM

Instructor: Christine Janove

Fee: \$ 40

KANZASHI FLOWER FOLDING

Kanzashi is the Japanese art of folding small squares fabric into three dimensional flower petals. These lovely creations can then be used to adorn bags, coats, clothing, or worn as jewelry, hairclips, and earrings. The possibilities are limitless. Clover has come up with a clever gadget to make the folding & sewing a snap. Join Christine in a fun afternoon of creating & sewing and leave with beautiful flowers that will last forever.



Friday, September 30th from 12 - 3 PM

Instructor: Christine Janove

Fee: \$40

BLOCK PARTY: MODERN QUILTING

Over the course of three Sundays, students will make a complete quilt using quick and fun modern piecing techniques. We will start by working on several "wonky" blocks from the book *Block Party*, and finish with basting, quilting or tying, and binding. All levels, but must know how to use a sewing machine. Students will need a sewing machine at home for homework.



Sundays, Oct. 2, 9, 23 from 11:30 - 4:30 PM

Instructor: Andrea Deal

Fee: \$ 150

QAYG: Snowball Rail Fence

Quilt-As-You-Go is one of the fastest ways to complete a quilting project. Both the construction and the quilting are one operation, so the quilt is complete after the piecing is done and all that's left is to add the binding. The quilt is also reversible if you give thought to the fabric choices on the back. The snowball rail fence is an opportunity to use leftover strips from previous projects or you can start afresh with a new set of fabrics.

Tuesdays, Oct. 4, 11, 18 from 12 - 2 OR 6 - 8 PM

Instructor: Judy Doenias

Fee: \$ 70

TUMBLER TABLE RUNNER

Get a jump start on this easy table runner. Pre-cut kits are available for you to choose from. No cutting to do before the class! Just bring your kit and you are ready to start sewing. Enjoy the afternoon with an easy and fun project. If you prefer to do your own cutting a tumbler pattern will be available. Beginner to advanced.



Sunday, Sept. 25 from 12 - 4 PM

Instructor: Susan Sato

Fee: \$ 50

OPEN SEWING FORUM

Have you ever thought how much easier it would be to design your quilt using the classroom design walls and sewing machines? Well, here is your chance, because "Open Sewing Forum" is set up to do just that. You can sign up for a two or four hour time slot once a month & come work on any of your projects. Charles Johns will be on hand to get you set up and on your way. Come join the fun!

Monday, Sept. 26 from 4 - 8 PM OR Monday, Oct. 24 from 4 - 8 PM OR Monday, Nov. 28 from 4 - 8 PM

Instructor: Charles M. Johns Fee per Session:

2 hours \$ 25; 4 hours \$ 45

INTRODUCTION TO HAND EMBROIDERY

Learn the basics of hand embroidery with an exploration of some of the most popular stitches. We'll start with outline stitches such as the back stitch and stem stitch, and go on to filler stitches like satin stitch and long-and-short stitch, and decorative stitches like buttonhole, chain stitch and French knots. All levels, no experience required.

Saturday, Oct. 1, 8 from 11 - 1 PM

Instructor: Diane Rode Schneck

Fee: \$ 45

PERFECT HAND APPLIQUÉ

Learn the art of hand appliqué using the back basting method of preparation. This relatively new technique gives you perfectly placed appliqué pieces that are easier to stitch. We'll be sewing a traditional floral vase, inspired by 19th century album quilts, & you'll learn how to handle all kinds of shapes with nearly invisible stitches. Good class for beginners, or for anyone looking to expand their hand appliqué skills.

Saturdays, Oct. 1, 8 from 2 - 5 PM

Instructor: Diane Rode Schneck

Fee: \$ 65

ORNAMENTS:

A Cast Of Curious Characters

Do you like Alice in Wonderland as much as I do? Using the Indygo Junction pattern, some felt scraps and basic sewing skills, you can create a series of wonderful ornaments to give as gifts or keep for yourself. Join me each month to make another figure for your collection. You may not want to stop at just three.



Mondays, Oct. 3, Nov. 7, Dec. 5 from 5 - 8 PM

Instructor: Nancy Rabatin

Fee: \$ 90

INTRO TO PATCHWORK BY MACHINE

In this 7 week class, we'll cover all the basics needed to complete a four to twelve block sampler quilt. We begin with a discussion of color & fabric choices. You learn how to rotary cut, machine piece blocks, & complete the quilt top with sashing & borders. Then, one session is devoted to basic machine quilting. Finishing steps, which include pin basting, binding & making a label, are discussed. Book required. Additional handouts provided. Must know how to use a sewing machine & have one at home for homework.

Thursdays, Oct. 6, 13, 20, 27, Nov. 3, 10, 17
from 12 - 2 OR 6 - 8 PM

Instructor: Christine Janove

Fee: \$ 150

DIAMONDS, DIAMONDS, AND MORE DIAMONDS

Diamonds are a girl's best friend! Come make your own diamond-filled quilt for you or as a gift for a special person. Using light, medium and dark tone-on-tones, batiks or 2 colored pattern fabrics, you will make this rich looking quilt. It will become a favorite! Level-Advanced Beginner and above (must know rotary cutting and how to sew a 1/4 inch seam.) Pattern required.



Saturdays, Oct. 15, 22 from 11 - 5 PM

Instructor: Barbara Feinstein

Fee: \$ 120

FREE MOTION MACHINE QUILTING: The Next Step

Free motion quilting is your introduction to ultimate freedom with your sewing machine. We begin by examining machine and work area set up, quilt preparation, body position. Teacher-guided exercises show you how to practice gentle curves, meandering and background fillers. With little or no marking, you will create a free-motion quilt sampler as a reference piece to have at home. Book required.

Sunday, Oct. 16 from 12 - 4 PM

Instructor: Christine Janove

Fee: \$ 50

SASHIKO

Students will learn this 350 year old Japanese hand needlework technique using a thick cotton thread to create geometric patterns against a solid, background fabric. Sashiko can be used in quilts, clothing or home furnishings. It is easy, fun and relaxing.




Wednesday, Oct. 26 from 12 - 3 OR 5 - 8 PM

Instructor: Judy Doenias

Fee: \$ 40

X MARKS THE SPOT

This classic string quilt design gets a new updated look, courtesy of The Modern Quilting Bee's book, *Block Party*. It's easy and fun and a great introduction to string piecing techniques. Must know how to rotary cut and use a sewing machine. Book required.



Friday, Oct. 28 from 12 - 5 PM

Instructor: Diane Rode Schneck

Fee: \$ 60

INTRO TO MACHINE SEWING

Do you have a sewing machine and don't feel comfortable using it? Or are you thinking about buying a sewing machine but don't know enough about them? If the answer is yes to either question, this class will definitely help. You will learn to thread the machine, wind a bobbin, and see what all those funny-looking machine feet are for. You'll also learn about threads, needles and stitches. Your newly learned skills will be used to make a simple pillow.

Wednesdays, Oct. 5, 12 from 12 - 2 OR 6 - 8 PM

Instructor: Barbara Feinstein

Fee: \$ 50

MYSTERY QUILT

Join us for a mystery quilt night. To solve the mystery you need to finish the quilt top in this step-by-step class. We will supply pizza and soft drinks so you can keep on sewing! Must know how to use a sewing machine and a rotary cutter. Cutting prior to class is necessary. Intermediate level.



Saturday, Oct. 15 from 5:30 - 11 PM

Instructor: Susan Sato

Fee: \$ 65

BASIC PATCHWORK AND QUILTING BY HAND

In this 8 week class, students are taught to draft quilt patterns, make templates, design, hand-piece, hand-quilt & bind a sampler quilt using patterns & fabrics of their choice.

Tuesdays, Oct 25, Nov 1, 15, 22, 29, Dec 6, 13, 20
from 12 - 2 OR 6 - 8 PM

Instructor: Judy Doenias

Fee: \$ 160

SURFACE DESIGN WITH STENCILS

Get ready to make your own fabulous fabric to use (or maybe just hoard)! We'll be working on muslin as well as overprinting commercial fabrics with stencils as our guides. Learn how versatile stencils can be—from precise printing with clean edges to messy, free-form graffiti cloth. We'll use a variety of paints & inks and explore how each product varies. I'll even share the easiest technique ever for creating a fabulous face on your fabric using Crafter's Workshop stencils!

Friday, Oct. 21 from 11:30 - 5:30 PM

Instructor: Julie Balzer

Fee: \$ 70

INTRO TO PATCHWORK BY MACHINE

In 6 sessions, you'll learn all that's needed to complete a 4 block quilt by machine. While making a sampler, we will discuss color & value relationships as well as fabric choices. You'll learn how to rotary cut, machine piece blocks, complete the top with sashing & borders, & finish the quilt by pin basting, basic machine quilting, & binding. You must know how to use a sewing machine. Book required. Must have a machine at home for homework.

Saturdays, Oct. 29, Nov. 5, 12, 19, Dec. 10, 17
from 11 - 1:30 PM

Instructor: Charles M. Johns

Fee: \$ 160

DRUSCILLA, THE WITCH DOLL

Druscilla is a kitchen witch flying over to protect you in the kitchen. I created this simple doll so you can have her in time for your Halloween decorations. In just a few hours with basic sewing skills you learn to make a doll. This class is a perfect first doll and fun for the more experienced doll makers.



Sunday, Oct. 30 from 11:30 - 4:30 PM

Instructor: Nancy Rabatin

Fee: \$ 60

SHIMMERING LEAVES

This stunning quilt is constructed using the Folded Corner technique. But Donna Lynn Thomas takes it one step further in her book Flip your Way to Fabulous Quilts. Create squares, rectangles & triangles with a diagonal stripe, but without using fabric cut on the bias. The possibilities are endless. Book Required. Skill Level: Intermediate or very Confident Beginner.



Wednesdays, Nov. 2, 9, 16 from 12 - 2 OR 6 - 8 PM

Instructor: Charles Johns

Fee: \$ 70

COME FLY WITH ME

Learn how to make Flying Geese while making this stunning quilt. Big, beautiful flying geese weave a whimsical trail through a simple striated quilt top. A perfect quilt for the beyond beginner quilter but also fun for the more advanced quilter. Must know how to rotary cut and sew 1/4" seams on sewing machine. Pattern required.




Sundays, Nov. 6, 13 from 12 - 4 PM

Instructor: Emily Klainberg

Fee: \$ 85

HAND QUILTING

This is a chance to practice the technique used to produce the beautiful, even quilting stitches you have admired. Learn about basting, thimbles, needles, threads & quilting patterns while you begin a small whole cloth project or complete one of your own UFO's.



Saturday, Nov. 19 from 2:30 - 5:30 PM

Instructor: Judy Doenias

Fee: \$ 40

PARENT/CHILD SEWING: House Pillow

Skip the mall & spend the day after Thanksgiving sewing with your child! In this class each student will make a small pillow in the shape of a house. Have fun adding embellishments like ribbon, ric-rac & buttons. A great way to expand your creativity. Ages 8+. No experience necessary.



Friday, Nov. 25 from 12 - 4 PM

Instructor: Andrea Deal

Adult + child fee: \$ 80

DIAMOND WORKSHOP

Jan Krentz's new book, Quick Diamond Quilts & Beyond, is full of amazing quilts using the diamond shape. In this class, you will learn the two techniques she used in the construction of her Stone Mosaic quilt. Add those techniques to your ability to strip piece and you are on your way to making a beautiful diamond quilt. This is a great class for the advanced beginner or intermediate quilter. Book required.



Saturdays, Oct. 29, Nov. 5, 12 from 2:30 - 5:30 PM

Instructor: Charles Johns

Fee: \$ 95

Private Lessons

We will be glad to organize private sewing lessons in our classroom, customized to anyone's--or any group's--needs. Call for details.

SEW-IN WITH CHRISTINE

As requested, we are opening our classroom for more guided sewing time. Bring any work-in-progress (or start something new), sit & sew, and enjoy the company of other quilters. You may sign up for 3, 6 or 9 hours! We'll have coffee cake in the morning and snacks throughout the day to keep up your energy level. Christine's sewing experience runs the gamut from clothing construction to soft sculpture to quilt-making and she will be happy to consult on any related request.

**Tuesday, Nov. 8 from 10 - 1 OR 1 - 4 OR 4 - 7 PM
OR any combination!**

Instructor: Christine Janove

Fee per 3 hrs: \$ 35

WATERFALL SCARF

Designed by Diane Gloystein, this scarf is made of silk squares suspended with stitching. Wear it to your next gallery opening or off-Broadway show, it is that stunning! Learn to use pearl cotton for strength when couching, and understand the delights of water soluble stabilizer. You'll want to try silks, batiks, and even wool in this technique. A beautiful gift for yourself or your BFF. No book.

Sunday, Nov. 20 from 12 - 4 PM

Instructor: Christine Janove

Fee: \$ 50

CROCHETED BASKETS

This class is a definite stash buster. From many, many strips of fabric, you will crochet a beautiful basket of any size, with a choice of one of three looks. This class is for people who already know how to crochet and are willing to do a bit of advance preparation before class. Pattern required.



Saturday, Nov. 26 from 12 - 4 PM

Instructor: Judy Doenias

Fee: \$ 50

ALL IN A ROW

In this class, students will work from Leni's just released book entitled [3 Fabric Quilts](#). The project we will be doing is the All in a Row quilt, a very modern take on a traditional quilt that has no seams or corners to match up. This quilt goes together very quickly—a great quick quilt for experienced quilters, & not at all intimidating to new quilters. Students may choose their fabrics during the class time if they would like to take advantage of Leni's discussion on how to choose 3 strong fabrics for your quilt, or can purchase their fabric ahead of time if they prefer.



Wednesday, Nov. 30 from 12 - 6 PM

Instructor: Leni Levenson Wiener Fee: \$ 70

BEAD CANDY QUILTS WITH MELODY CRUST

Bead Candy quilts are stunning mini-quilts that are so much fun to make they should be illegal! They can be finished in practically no time. We will play with beads (including making fringe), buttons, ribbons, paint, feathers and a myriad of other commonly available materials. This is so fun and easy that ANY quilter will be dazzled. Finished quilt will be about 2 1/2 x 3 inches.




Saturday, Dec. 3 from 11 - 5 PM

Instructor: Melody Crust Fee: \$ 95

A FINE LINE WORKSHOP WITH MELODY CRUST

Do you have a project that could use help with the "what, why & how" of quilting? Discover the elements of winning quilting designs & how to apply them to your tops. We will explore whether to hand or machine quilt; selecting, fitting & marking quilting designs; discuss thread & the basics of batting and basting. The emphasis of this workshop is the creative use of the quilted line. Learn to successfully finish all your projects. This informative workshop is for both traditional & non-traditional quilters. [A Fine Line: Techniques and Inspirations for Creating the Quilting Design](#) required.



Sunday, Dec. 4 from 11:30 - 4:30 PM

Instructor: Melody Crust Fee: \$ 85

FICKLESTICKS

Spend an afternoon making those last-minute, really cool gifts! Ficklesticks are fabric covered wire sticks that are bent, curled and woven into all sorts of jewelry, holiday decor and gift package embellishments, as well as wall art. We will concentrate on learning the tricks to this technique, making a necklace, bracelet and/or brooch in class. Come into the store to see some amazing samples! Kit required.



Saturday, Dec. 10 from 2:30 - 5:30 PM

Instructor: Chris Janove Fee: \$ 40

CUT IT, SEW IT, LOVE IT: Make It Simpler® Squarely-on-Point

Learn Anita's special cutting and piecing methods for this classic block. You'll understand why it was featured on Simply Quilts and "Super-sized" for the Sept/Oct 2011 issue of Quilt-maker magazine. Anita's Book, [Rotary Cutting Revolution](#) is required; All participants must have sewing machine and rotary cutting experience.



Sunday, Nov. 27 from 11:30 - 4:30 PM

Instructor: Anita Grossman Solomon Fee: \$ 70

MINI FOUNDATION PIECED QUILTS


So many of us make small quilts to hang on walls and we call them miniatures, but a true miniature is one that looks like a bed quilt when you have no reference to size. It is a bed quilt scaled down in the proportions of a full size quilt. Years ago there was a flurry of books on the subject and quilt shows exhibited these quilts on doll sized beds. We're ready to bring them back. Come join us.

Thursdays, Dec. 1, 8, 15 from 12 - 2 OR 6 - 8 PM

Instructor: Judy Doenias Fee: 75

DRUNKARD'S PATH

Never thought that there could be a new setting for the traditional Drunkards Path Block? Well, here is one. An easy creative setting for this traditional block produces a not-so traditional quilt. Create the quilt in the fabrics you like - anything will work! Want to get better at curved piecing? Want to better understand color and value? Just want to come and have fun sewing? This class is for you!



Wednesdays, Dec. 7, 14 from 12 - 2 OR 6 - 8 PM

Instructor: John Kubinieć Fee: \$ 45

CHARLOTTE ANNE PINCUSHION DOLL

Charlotte is not just a pretty face; she is a useful helper to sit beside you on your sewing table holding your pins & needles. She can easily be made in a few hours using the Charlotte Anne Pincushion pattern, basic sewing skills and scraps of fabric. Make her for yourself or to give as gifts to all your sewing friends.



Sunday, Dec. 11 from 11:30 - 4:30 PM

Instructor: Nancy Rabatin Fee: \$ 60

NEEDLE FELTING BASICS WORKSHOP

Interested in learning needle felting but didn't want to make a little felted animal? Then join me in this one day class and learn to make beads, flowers, leaves and other shapes you can use to make jewelry or as embellishments for your other projects. But be warned: FELTING IS ADDICTIVE.

Sunday, Dec. 18 from 12 - 4 PM

Instructor: Nancy Rabatin Fee: \$ 50



133 West 25th Street, New York, NY 10001 • 212-807-0390
www.cityquilter.com • www.artquiltgallerynyc.com



New York Line by Line—Day

CQ's 2 original "New York Line by Line" fabrics have arrived!

REGISTER FOR CLASSES BY PHONE OR IN PERSON

CLASS POLICIES: Students receive a 15% discount on all non-sale merchandise for the duration of a class, starting 7 days before the first class. Payment in full will be required for classes under \$100 at time of registration. For those over \$100, a 50% deposit is necessary, with balance due by a week prior to the first class. Students cancelling up until 1 week prior to the start of a class will receive a full refund, less a \$ 3 cancellation fee; after that, refunds will only be made if a replacement student can be found. Please plan to attend all sessions; there are no make-up classes.

NEW! BLOCK OF THE MONTH!

Come & spend some time in Aunt Grace's Garden! We fell in love with this adorable quilt done in sweet '30's prints and decided to offer it as a **Block of the Month**. Every month for five months you will receive a pattern and enough fabric to make that month's row. In the sixth month, you will put it all together. You can choose to have your kit mailed to you every month or you can come in to pick it up and stay for the free demo showcasing techniques used in that month's row. And when your top is done, we'll give you a discount coupon for our longarm service to help make sure it gets finished. The cost is \$35 per month for 6 months. Kit includes more than enough fabric for the top and binding and all patterns.

